

NEW **S-CROSS**



WELCOME TO GOOD DIFFERENT

**SUZUKI. JUST STRAIGHT-UP, GREAT DRIVING.
SINCE 1955, WE'VE BUILT CARS WITH PERSONALITY
THAT ARE PROUDLY DIFFERENT.**

At Suzuki, we do things a little differently, by offering great tech, amazing specs, and superb value. That's why every car in our range is hybrid* as standard, and jam-packed with clever features. From small, fun mild hybrids all the way up to plug-in hybrid, head-turning SUVs with ALLGRIP 4-wheel drive**, there's no hidden add-ons, no surprises. See? Good Different.

We also know that car ownership doesn't stop at the car – it's about having a friendly, dedicated team you can rely on when you need them. Up and down the country, we have a brilliant network of dealers here to make the difference.

Test drive a Suzuki and experience our impressive blend of performance, dependability and safety features. Ready for something a little different? Come and get behind the wheel.

SUZUKI. GOOD DIFFERENT.



S-Cross



Swace



Vitara



ACROSS



Swift Sport



Swift



Ignis

*Excluding Jimny. Ignis, Swift, Swift Sport and S-Cross are Mild Hybrid (MHEV). Vitara is available as either a Full or Mild Hybrid. Swace is a Full Hybrid (HEV). Across is a Plug-in Hybrid (PHEV).

**Available as an optional extra on selected models.



Cross The Line

S-Cross is ready for any challenge the road throws at you. Bold and confident SUV-styling, intelligent safety equipment and advanced technology features come as standard. Plus, the spacious interior offers enough room for the whole family. And with ALLGRIP Select 4-wheel drive technology*, you can take control of the road, wherever it takes you next.

*Available on Ultra models only.

Bold SUV Styling

S-Cross makes a strong and lasting impression, with powerful SUV styling that's muscular and rugged, you'll command attention on every drive.



Vehicle on the left features optional accessories.



Front and Rear LED Lamps

The sharp and sleek headlamps and rear combination lights each feature three LED position beams which give a dynamic impression.



Roof Rails

The silver anodised aluminium roof rails and integrated rear spoiler provide a sharp aesthetic and aerodynamic smoothness.



Stylised Front Grille

The impressive Piano Black raised front grille adds instant presence as soon as you see S-Cross coming. This bold yet refined grille suggests a high centre of gravity to boost the muscular SUV design.



Rugged and Bold

The large, angular front and rear wheel arches add character to the exterior styling and contrast the smooth flowing body lines. Front face and rear bumper trims add further to the confident SUV appearance.



Room To Play

When you step inside S-Cross, the first thing you'll notice is the space. There's plenty of it. It's spacious, comfortable and versatile, to suit everyone's needs.



Spacious Cabin

Ample room in both the front and rear seating areas make for a relaxing and enjoyable driving experience.



Flexible Luggage Space

The 60:40-split rear seatback and multi-position luggage area board adds maximum versatility so you can pack anything and everything for your next journey.



Panoramic Sunroof*

Bring more of the outside in with a panoramic sunroof* that boasts an extra-large opening, with double sliding panels.



Adjustable Rear Seatback

A fully adjustable rear seatback lets rear passengers adjust their seating angle to their preference. Or, can be folded down entirely to increase cargo space.

*Available on Ultra models only.

Own Every Road


S-Cross is an all-around SUV, putting you in control in any driving situation thanks to ALLGRIP Select; Suzuki's 4WD technology. Select from Auto, Sport, Snow and Lock and drive with peace of mind as you take on any road.



ALLGRIP SELECT

Control The Conditions

ALLGRIP Select uses 2WD in normal conditions to maximise efficiency, only switching to 4WD when it's needed for traction. For more challenging drives, four easily selectable modes let you choose the 4WD setting that best match the driving conditions. Make your selection and drive away with confidence and control.



Auto

Prioritises fuel economy by only switching to 4WD when wheel slippage is detected.



Sport

Improves cornering performance by distributing optimised torque to the rear wheels based on throttle position and engine response.



Snow

Provides excellent stability and enhanced traction, especially during acceleration, on snow, unpaved or other slippery surfaces.



Lock

Delivers maximum torque to the rear wheels when needed to help keep you moving in the toughest terrain.

Comfortable Convenience


We want you to enjoy every drive. Which is why S-Cross features the latest technology to keep you comfortable and in control, whatever the journey.



360 View Camera*

The 360-degree view provides added safety and convenience. It uses four cameras which are linked to the central display to provide a clear all round view to the driver. Functions include a 3D opening view which enables the driver to check surroundings before moving off and a birds-eye view which supports safe and easy parking.

*Available on Ultra models only. The 360-view camera is not a replacement for safe driving. Please do not rely on this system alone. Always drive safely.



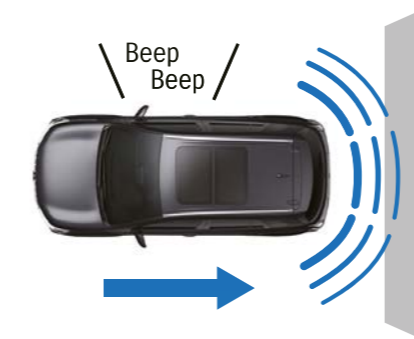
3D view



Top view

Front and Rear Parking Sensors

For safer parking, ultrasonic sensors in the front and rear bumpers detect obstacles and warn the driver with sounds and graphics on the multi-information display.



Dual-zone Automatic Air Conditioner

Thanks to dual-zone AC, you can keep everyone happy, by personalising temperature control to match the individual preferences of driver and front passenger.



Heated Seats

Heated front seats come as standard, with individual settings for passenger and driver, so everyone can ride comfortably.

A Second Pair of Eyes

You're safer when you know what's going on around you, and S-Cross comes with a range of cameras and sensors, acting as an extra set of eyes on the road. These intelligent safety systems anticipate and react to potentially dangerous situations, so you can always feel protected when behind the wheel.



Dual Sensor Brake Support (DSBS)

When in forward motion, the monocular camera and the laser sensor determine if there is a risk of collision with a vehicle or pedestrian. Upon detecting a potential collision, DSBS delivers a warning or implements automatic braking, depending on the situation.



Lane Departure Warning & Prevention

When driving at speeds of approximately 37mph or faster and the vehicle departs the lane without the driver using a turn signal, the system vibrates the steering wheel and lights a warning indicator in the instrument cluster. As an additional feature, the driver will also notice an automatic input from the steering wheel at this time to ensure the car remains in its correct direction of travel.



Weaving Alert

At speeds of approximately 37mph or faster, the weaving alert function calculates the driving pattern and issues audio and visual warnings if the vehicle is straying due to driver drowsiness, or other reasons.



Traffic Sign Recognition

This system utilises the monocular camera to detect traffic signs, such as speed limits, and displays the sign on the multi-information display to remind the driver. Up to three traffic signs can be displayed at once.



Adaptive Cruise Control

When there is a vehicle in front, the adaptive cruise control system uses millimetre-wave radar to gauge the distance to it and automatically maintains vehicle-to-vehicle distance in line with the setting selected out of three possible options. When there is no vehicle in front, the system maintains the speed from 25mph to 100mph (where permitted) as input by the driver.



Hill Hold Control

The hill-hold control function makes hill-starts easy by preventing the vehicle from rolling backward when the driver moves his or her foot from the brake pedal to the accelerator pedal.

Hybrid Drive

Dynamic and responsive driving, paired with either Mild or Full Hybrid technology. And it's this innovative combination of power, control and efficiency that ensures every trip in S-Cross is one to remember.



Our Mild Hybrid system provides battery assistance, meaning a small electric motor supports the petrol engine when it needs it most, such as during acceleration or going up a hill. The Full Hybrid powertrain provides dual power, switching between the petrol engine and electric motor or using a combination of both to drive the wheels. Whatever your choice, you'll get lower CO₂ emissions[†], better fuel economy[†] and a brilliant driving experience.



[†]Compared to the previous equivalent petrol S-Cross without hybrid and using the official WLTP combined fuel consumption and CO₂ emissions figures.

Connected Journeys

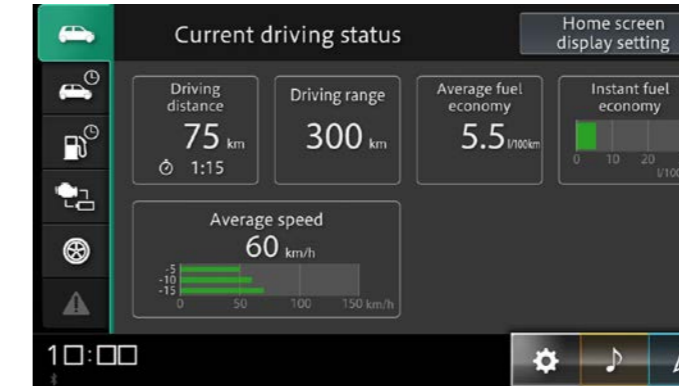
You spend a lot of time in your car. So we've got the features to make every journey enjoyable. The S-Cross in-car technology keeps you connected to what matters on every journey.



Display audio

S-Cross display audio features the latest in digital convenience, including voice recognition, hands-free Bluetooth® calling and smartphone connectivity via Apple CarPlay® & Android Auto™ as standard. It also displays fuel economy, driving range, hybrid energy flow, warnings, and views from the 360 degree* and rear-view camera. Additionally, a 9-inch HD infotainment display* and on-board navigation system* that supports voice recognition keeps you connected at all times.

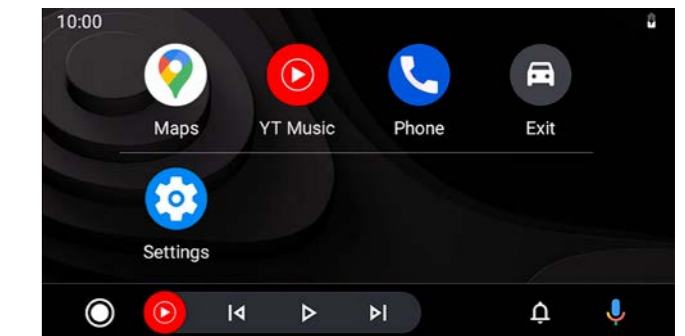
*Available on Ultra models only.



9-inch display audio on Ultra models



7-inch display audio as standard



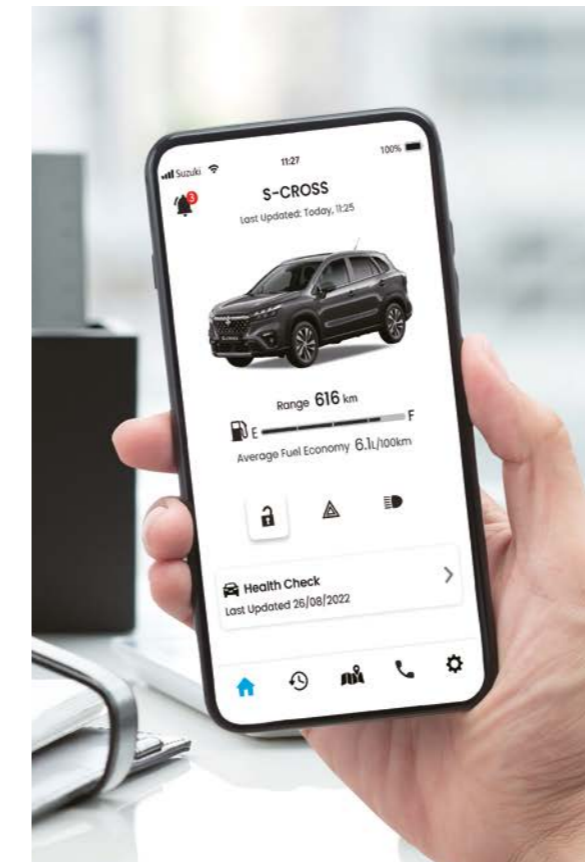
Feel The Connection

Owning a Suzuki has never been so effortless. Enjoy the convenience of staying in contact with your S-Cross, always knowing its needs and usage via your smartphone.



SUZUKI connect

Seven service functions available through the Suzuki Connect app let you keep tabs on your car at all times, so you can communicate with your car like never before.



Vehicle Status Notification

Get status notifications when you've forgotten to lock the doors or turn off headlamps/hazard lamps. The doors can be locked remotely. You can also check fuel level, cruising range and average fuel consumption from the app home page.



Parked Car Locator

This function helps you find your car easily in large car parks such as at an airport, simply by looking at the map on your smartphone. You can also share the parking location with your family and friends straight from your smartphone.



Driving History

Check and manage driving history data for the past 18 months, including date/time, start/end points, distance & average fuel consumption. Separate data by driver or by trip and categorise according to private or business use. You even have the option to export the data if necessary.



Geofencing and Curfew Alert

By setting area and time parameters, you will be alerted when the car has left or entered a specific area. Curfew alert notifies you when the car has failed to return home at a set time.



Security Notifications

Two types of security notification functions let you know if your car alarm is activated or if the engine has been started during a set time period defined by you.



Warning Light Notification

If there's a problem with your car, a notification will be sent to your smartphone, indicating the cause and recommended actions. Contact details for roadside assistance or your local/preferred Suzuki dealer will be provided.



Recall Notification

In the event of a service campaign or relevant recall, the information is sent as a notification to your smartphone.

Find your S-Cross



MOTION

With rugged looks and high quality styling, the confident Motion comes equipped and ready for true SUV driving. Key features include:

- 17-inch alloy wheels (painted finish)
- Front & rear under body trims
- Aluminium roof rails
- LED headlights (low and high beam)
- LED daytime running lights
- Auto headlights & wipers
- Dual Sensor Brake Support
- Lane Departure Warning
- Lane Departure Prevention
- Weaving Alert
- Traffic Sign Recognition
- eCall
- Keyless entry and start
- Front & rear parking sensors
- Rear parking camera
- 7-inch infotainment display
- Smartphone link with Android Auto™ and Apple CarPlay®
- Dual-zone automatic air conditioning
- Heated driver's and front passenger's seats
- Electrically folding door mirrors
- Door mirror with indicator
- 2-position reclining rear seat

ULTRA

With enhanced features across the board, the Ultra also offers the following for the ultimate SUV experience:

- 17-inch alloy wheels (polished finish)
- 360 view camera
- Leather seat upholstery
- Double sliding panoramic sunroof
- 9-inch infotainment display
- Navigation system
- Front centre speaker

Attention-grabbing Shades

You've picked the model. Now pick your shade.



White



Energetic Red
Pearl Metallic



Sphere Blue
Pearl Metallic



Silky Silver
Metallic



Titan Dark Grey
Pearl Metallic



Cosmic Black
Pearl Metallic

EQUIPMENT

CATEGORY	DESCRIPTION	MOTION	ULTRA
Safety	ALLGRIP Select 4-mode 4-wheel Drive system		•
	ABS with EBD and Brake Assist function	•	•
	ESP® (Electronic Stability Program)*	•	•
	Hill hold control	•	•
	Driver & front passenger airbags	•	•
	Front passenger airbag deactivation system	•	•
	Side airbags (incorporated into front seats)	•	•
	Curtain airbags	•	•
	Driver knee airbag	•	•
	Front 3-point ELR seatbelts with pretensioner, force limiter	•	•
	3 x Rear 3-point ELR seatbelts	•	•
	2 x ISOFIX child seat anchorages	•	•
	3 x Child seat tether anchorages	•	•
	Childproof rear door locks	•	•
	Side impact protection beams	•	•
	Tyre pressure monitoring system	•	•
Dual Sensor Brake Support	•	•	

CATEGORY	DESCRIPTION	MOTION	ULTRA
Safety	Lane Departure Warning	•	•
	Lane Departure Prevention	•	•
	Weaving Alert	•	•
	Traffic Sign Recognition	•	•
	eCall	•	•
	Emergency stop signal	•	•
	Emergency flat tyre repair kit	•	•
	Security	Immobiliser	•
Security alarm		•	•
Remote central door locking		•	•
Deadlocks		•	•
Freewheeling key cylinders		•	•
Locking wheel nuts		•	•
Visible VIN		•	•

*ESP® is a registered trademark of Daimler AG.

EQUIPMENT

CATEGORY	DESCRIPTION	MOTION	ULTRA
Comfort & Convenience	Engine auto stop start system	•	•
	Keyless entry and start	•	•
	Front & rear parking sensors	•	•
	Rear parking camera	•	•
	360 view camera		•
	Adaptive Cruise Control with speed limiter	•	•
	3-spoke leather covered steering wheel	•	•
	Telescopic adjustable steering wheel	•	•
	Tilt-adjustable steering wheel	•	•
	Gear shift paddles	AGS only	AGS only
	Tachometer	•	•
	4.2 inch colour LCD information display	•	•
	Lights-on and key-in reminder	•	•
	Front & rear seatbelt reminder	•	•
	Electric front windows	•	•
	Electric rear windows	•	•
	Front map light	•	•
	Centre cabin light	•	•
Glovebox light	•	•	

CATEGORY	DESCRIPTION	MOTION	ULTRA
Comfort & Convenience	Centre lower console box light	•	•
	Front footwell lights	•	•
	Luggage area lamp	•	•
	Front sun visors with vanity mirrors & ticket holders	•	•
	Front vanity mirrors illumination	•	•
	Passenger's side assist grips	•	•
	2 x Rear assist grips	•	•
	Foot rest (driver's side)	•	•
	12V accessory socket (centre lower box)	•	•
	12V accessory socket (luggage area)	•	•
	Front centre armrest	•	•
	Rear centre armrest	•	•
	Driver seat height adjuster	•	•
	2-position reclining rear seat	•	•
	Fabric seat upholstery	•	
	Leather seat upholstery		•

EQUIPMENT

CATEGORY	DESCRIPTION	MOTION	ULTRA
Heating & Visibility	Double sliding panoramic sunroof		•
	Dual-zone automatic air conditioning	•	•
	Heater	•	•
	Pollen filter	•	•
	Heated driver's and front passenger's seats	•	•
	LED headlamps (low and high beam)	•	•
	Automatic headlamp levelling	•	•
	Daytime running lights - LED	•	•
	Front fog lamps	•	•
	Rear fog lamps	•	•
	LED rear combination lamps	•	•
	Manual day/night rear view mirror	•	•
	Automatic headlamps	•	•
	Front wiper, 2 speeds (low, high) with adjustable intermittent + washer	•	•
	Rear wiper, 1 speed with intermittent + washer	•	•
	Automatic wiper	•	•
	Electrically adjustable door mirrors	•	•
	Heated door mirrors	•	•
Electrically folding door mirrors with built-in turn signal lamp	•	•	

CATEGORY	DESCRIPTION	MOTION	ULTRA
Styling	17" alloy wheels (painted finish)	•	
	17" alloy wheels (polished finish)		•
	Rear privacy glass	•	•
	Wheel arch extensions	•	•
	Front and rear under body trim - silver	•	•
	Roof rails - aluminium	•	•
	Chrome window sills	•	•
	Body colour exterior door handles	•	•
	Body colour exterior door mirrors	•	•
	Fabric door trim insert, front	•	
	Synthetic leather door trim insert, front		•
	Shift knob piano black with chrome accent	•	•
	Chrome interior door handles	•	•
	Silver A/C vent trims	•	•
	Piano black front grille	•	•

EQUIPMENT

CATEGORY	DESCRIPTION	MOTION	ULTRA
Storage	4 x cup holders (2 x front, 2 x rear)	•	•
	2 x front door and 2 x rear door bottle holders	•	•
	Centre console box	•	•
	Centre lower box	•	•
	Passenger side seat back pocket	•	•
	Rear seat with 60:40 split folding	•	•
	Luggage area cover	•	•
	Removable double luggage room floor	•	•
	Luggage area shopping bag hook, 2 x net hook	•	•

CATEGORY	DESCRIPTION	MOTION	ULTRA
Entertainment & Communication	7-inch infotainment display	•	
	9-inch infotainment display		•
	DAB digital radio	•	•
	Bluetooth integrated into audio unit	•	•
	USB connector	•	•
	Navigation system		•
	Smartphone link with Android Auto™ and Apple CarPlay®	•	•
	4 x speakers	•	•
	2 x tweeters	•	•
	Front centre speaker		•
	Steering wheel mounted audio controls	•	•

TECHNICAL SPECIFICATIONS

	MODEL		1.4 BOOSTERJET MILD HYBRID	1.4 BOOSTERJET MILD HYBRID ALLGRIP	1.5 FULL HYBRID	1.5 FULL HYBRID ALLGRIP
	AVAILABLE MODELS		MOTION	ULTRA	MOTION	ULTRA
Engine	Type		K14D BOOSTERJET		K15C	
	Number of cylinders		4		4	
	Number of valves		16		16	
	Piston displacement	cm³	1,373		1,462	
	Maximum output	PS (kW) / rpm	129 (95) / 5,500		115 (85) / 6,000	
	Maximum torque	Nm (lbft) / rpm	235 (173) / 2,000-3,000		138 (101) / 4,400	
	Fuel distribution		Direct Injection		Multipoint injection	
	EU emission standard		Euro 6d		Euro 6d	
	Electric Motor	Type		WA06B		MGU
System		Synchronous motor		Motor generator Unit		
Maximum output		kW/rpm	10 / 3,000		24.6	
Maximum torque		N·m/rpm	53 / 500		60	
Transmission	Type		6-speed manual	6-speed manual 4x4	6-speed Automated Manual	6-speed Automated Manual 4x4
	Gear ratio	1st	3.615	3.615	3.846	
		2nd	1.955	1.955	2.238	
		3rd	1.207	1.207	1.540	
		4th	0.886	0.886	1.170	
		5th	0.738	0.738	0.868	
		6th	0.644	0.644	0.660	
	Reverse	3.481	3.481	3.769		
Final gear ratio		4.059	4.059	4.688		

	MODEL		1.4 BOOSTERJET MILD HYBRID	1.4 BOOSTERJET MILD HYBRID ALLGRIP	1.5 FULL HYBRID	1.5 FULL HYBRID ALLGRIP
	AVAILABLE MODELS		MOTION	ULTRA	MOTION	ULTRA
Weights & Dimensions	Tyres		215/55 R17	215/55 R17	215/55 R17	215/55 R17
	Overall length	mm	4,300	4,300	4,300	4,300
	Overall width	mm	1,785	1,785	1,785	1,785
	Overall height	mm	1,585	1,585	1,585	1,585
	Wheelbase	mm	2,600	2,600	2,600	2,600
	Minimum turning circle	m	10.8	10.8	10.8	10.8
	Ground clearance	mm	175	175	175	175
	Seating capacity	Persons	5	5	5	5
	Luggage capacity (seatback folded, VDA litres)		665	665	665	665
	Luggage capacity (seatback raised, VDA litres)		430	430	293	293
	Kerb weight inc full options	kg	1,235	1,305	1,308	1,378
	Gross vehicle weight	kg	1,685	1,755	1,740	1,810
	Max towing weight (braked)	kg	1,500	1,500	1,200	1,200
	Max towing weight (un-braked)	kg	600	600	400	400
	Performance & Economy	Maximum speed		mph / km/h	121 / 195	121 / 195
0-62 mph / 0-100 km/h		seconds	9.5	10.2	12.7	
Fuel tank capacity		litres	47	47	47	
CO2 emissions		(WLTP)	g/km	120	133	118
Fuel consumption (WLTP)		Low	mpg (l/100km)	47.3 (6.0)	42.1 (6.7)	60.1 (4.7)
		Medium	mpg (l/100km)	60.1 (4.7)	52.3 (5.4)	60.1 (4.7)
		High	mpg (l/100km)	60.7 (4.7)	54.3 (5.2)	61.4 (4.6)
		Extra High	mpg (l/100km)	47.3 (6.0)	43.4 (6.5)	45.5 (6.2)
	Combined	mpg (l/100km)	53.2 (5.3)	47.8 (5.9)	54.3 (5.2)	



For more information
or to book a test drive, visit:
cars.suzuki.co.uk/new-cars/scross/

Fuel economy and CO₂ results for the Suzuki S-Cross range. Mpg (l/100km) (combined): 47.8 (5.9) to 54.3 (5.2). CO₂ emissions: 133 to 118 g/km. Figures shown are for comparability purposes; only compare fuel consumption and CO₂ figures with other cars tested to the same technical procedures. These figures may not reflect real life driving results, which will depend upon a number of factors including the accessories fitted (post-registration), variations in weather, driving styles and vehicle load. Specifications and equipment vary depending on engine, transmission and model grade. Model availability varies by dealer. Please contact your local Suzuki Dealer for full details. All details correct at time of broadcast – September 2022. Vehicles shown throughout this brochure are for illustration only and may feature non-UK/ROI equipment. SuzukiGB PLC, Steinbeck Crescent, Snelshall West, Milton Keynes, Bucks MK4 4AE. Suzuki Customer Services 08085 011959 (UK) or 01 619 3671 (ROI). Calls may be recorded or monitored.